

January 2008 - April 2008

Quilter's Market



7601 E. Speedway Blvd.
Tucson, AZ 85710
(between Kolb & Pantano)

(520) 74-QUILT (747-8458)

Lynda Luiten- Owner

www.thequiltersmarket.com

Dear Friends,

I can scarcely believe the holidays are once again upon us and that before long we'll be turning the calendar to 2008! Amid the hustle-bustle of the season I hope you'll take a few moments to pause, find a comfy chair and take a few moments to read about all the wonderful classes and events we've got planned for the upcoming months.

The Quilter's Market teachers have been working overtime to come up with what I truly believe is our most exciting class lineup so far. Whether you're looking to build your basic skills or start on a special new project, make a new friend or learn a technique, we've got something for you.

Wanting to start a long-term project? Don't miss our new Saturday Sampler, starting in February, where for \$5, you'll be able to sew all the blocks for a throw-sized quilt. If you're an appliqué fancier, (or would like to become one!) you must take a look at our new

Block of the Month, Lilly's Danish Garden. It is truly an incredible, but very do-able project. Throw in a fun bus trip to Phoenix for the Arizona Quilt Show in March, our ever-popular monthly Strippers Club, the Tucson Quilter's Guild Quilt Fiesta in January, fourteen Skill Builders, over thirty project and technique classes, and assorted other special events and clubs and we've got plenty to keep your New Year filled with many hours of quilting fun!

As I write, gorgeous new fabrics and the latest in books, notions and patterns are rolling in from our last trip to Quilt Market. We found some really wonderful things - be sure to stop by soon to see what's new. The class samples will be up December 7th. I can't wait for you to see them!

As 2007 draws to a close, I wish to take this opportunity to say thank you, first to my wonderful staff and teachers whose endless enthusiasm and

hard work make The Quilter's Market a fun and stimulating place to work, shop and learn. I also especially want to extend my heartfelt thanks to you, our customers. When I opened The Quilter's Market four years ago I was prepared for some work, a lot of fun and a stimulating environment. Never did I anticipate the number of really good friends I would make in the process! 2007 has been a wonderful year, and I thank you all for your support and friendship.

Ho-Ho-Hoping you have a wonderful holiday season and here's to a bright 2008!



CLASS SIGN-UPS

begin Friday, Dec 14 at 9:00a

Many classes fill fast; be sure to come in or call early to get the classes you want!


We're making a change...

Beginning with the Summer 2008 issue, our newsletter and class schedule will be available online and paper copies will be available in the shop for pick up. We will no longer be doing a mass mailing.

So...be SURE that we have your email address so that you will be the first to receive notice when the class schedule is available, upcoming sales and specials and other important happenings at The Quilter's Market.

Stop by the shop, visit our website (www.thequiltersmarket.com) and click on "newsletter," or drop us an email at info@thequiltersmarket.com with your name and email address to sign up. We'll be sure to keep you abreast of what's going on at The Market!

Not on email? You can always stop by the shop to pick up a paper copy of the newsletter, or give us a call and we'll send you one.



**Block Busters
Our first
"Saturday
Sampler,"
Market-style!**

**Starting in February
See inside for details**

**Lilly's Danish Garden
A new, beautiful BOM!
Coming in January**

Clubs & Special Events

GIRLS NIGHT OUT

Still one of our most popular events! Enjoy a night of girl talk, great food and an opportunity to work on your current project at Girls Night Out. Always on the last Friday of the month, we'll feed you a great dinner and you'll make some new friends and have some uninterrupted time to work! Stay late or leave early; it's up to you. Just be ready for lots of fun and fellowship with your fellow quilters.

Note: this is a very popular event and you must pre-register to attend.



\$10 each month

Last Friday of the month • 6:00p – midnight

Jan 25 • No Feb (Mystery Class) • Mar 28 • Apr 25

STRIPPERS CLUB

At the Quilter's Market, we think quilting should be fun, and if you haven't been to Strippers Club yet, you're missing a LOT of fun! Our most popular event, Stripper's Club is wild & crazy and best of all – FREE!

Each month we feature a new quilt based on 2 1/2" strips. Some are super easy and some are a little more challenging, but they're all a lot of fun and a great way to use those strips that have been accumulating in your scrap basket.

And actually, even though we call it a club, there are no dues and nothing to join. Just show up at either 9:30am or 1pm and receive a FREE pattern for that month's quilt and a short demo on how the quilt is made. There's Show & Tell, some great door prizes and a lot of fun and laughter.

Each quilt goes on display a few days prior to the meeting, but if you'd like a strip set to make a quilt just like ours, prepay BEFORE Strippers Club Saturday and save \$5 off the regular kit price!

Third Saturday of the month • 9:30a or 1:00p

No Jan (Quilt Show) • Feb 16 • Mar 15 • Apr 19

EQ6 CLUB

Calling all EQ6 users! If you have mastered the basics of EQ6, and are ready to expand and improve your skill level, then join us for the EQ6 club on the third Sunday of the month. At each meeting, we'll explore a new facet of the program, share tips and tricks, solve problems, inspire each other with Show & Tell or our virtual quilts, and sometimes even the real thing!

Prerequisite: you must be a former member of the club or have taken an EQ6 class.

\$10 per meeting

Third Sunday of the month, 1:00p-3:00p

Jan 20 • Feb 17 • Mar 16 • Apr 20

ROAD TRIP!

Hop on board for the Quilter's Market Express to the Arizona Quilter's Guild Show in Phoenix! Settle back and travel in comfort without the hassles of navigating and parking. We'll have plenty of time at the show plus visit Zoe's Trunk quilt shop on the way home. Check the shop for details and to sign up.

Friday • Mar 14

MYSTERY AT THE MARKET

Do you love adventure and the unknown? Join Clue Masters Jean and Jo as they present their latest Quilter's Market Mystery quilt over two extra-special evenings filled with fun, food and intrigue as you unravel clues to their custom designed twin-sized quilt. Enjoy a full dinner prepared by Bonnie and solve the clues one by one as the evening unfolds. You'll be guessing 'til the very end and we guarantee you'll have a great time!

\$75 includes dinner both evenings

Jean Biddick & Jo Cady Bull

Fridays • 6:00p-10:00p • Feb 29 and Mar 7

SECOND SUNDAY BEE

The Unfinished Quilts Bee will continue to meet on the second Sunday of the month. Bring anything you want to work on and join Char Gasker for open sew from noon to 3pm. Meet other quilters, have some fun and finish up those projects! NO CHARGE.

Second Sunday of the month, noon – 3:00p

Jan 13 • Feb 10 • Mar 9 • No meeting in April



CHECK OUT THESE NEW EVENTS

BLOCK BUSTERS SATURDAY SAMPLER

You've asked for it – and here it is - The Quilter's Market version of a \$5 Saturday Sampler! We've planned a beautiful quilt in two colorways, and we think you'll love it!

The rules are simple:

1. Pay \$5 to join and select your colorway.
2. Starting in February, visit The Quilter's Market on the first Saturday of the month from 9 – 11am and attend a short demo. You must bring the completed block from the prior month with you!
3. You will be given a pattern and a kit for that month's block as long as you have met the above requirements.
4. If you miss the 9 – 11 time or don't complete your block, \$5 will get you started again.

Stop by the shop to preview the first block and for more information. It's going to be great fun!

APPLIQUÉ BLOCK OF THE MONTH: "MOTHER'S MEMORIES: LILLY'S DANISH GARDEN"

Instructor: Jo Cady-Bull

This beautiful Block of the Month is without a doubt the prettiest we've ever seen! This machine-appliqued beauty features twelve stunning flower blocks, gorgeous batiks, simple embroidery and delicate beading all done in an easy "quilt-as-you-go" technique. You really must stop by the shop to see the sample – this quilt will be a wonderful project for both those who are familiar with machine appliqué, as well as those who would like to learn the method. (The blocks could also be done by hand, although we will be teaching machine appliqué.)

We'll meet on the fourth Saturday of the month at 9:30am beginning in January. The first meeting will be two hours to learn the basics of the methods and materials, then one hour each month to learn the specifics for that month's block.

\$25 Membership fee plus \$10/month includes pattern & class. Prepay 12 months & receive the 13th FREE! Optional kit will be available.




Classes

The Quilter's Market is proud to announce its' schedule of classes, offering instruction for all levels of quilters from beginners to more advanced. Do you want to learn a new technique, start a new project, make friends & have fun? Check out our schedule you're sure to find a class that meets your needs. Our teaching staff is experienced, knowledgeable & friendly & looking forward to meeting you!

We want you to get the most out of your class experience at The Quilter's Market, so each class is marked with a skill level.

By Hand




Beginning Hand Quilting

Instructor: Hope Seeley

Experienced or not, this class is for those who wish to learn the basic techniques and tools of hand quilting. You will be shown different hand quilting methods and the tools to do them with the goal of making quilting more comfortable for each individual's style, and reaching the elusive consistent stitches!

Wednesdays, Feb 20
Feb 27

5:30p-7:30p
5:30p-6:30p \$25

Beginning Hand Appliqué

Instructor: Kathryn Wald

Used alone or combined with piecing, appliqué adds so much to a quilt. Learn the method of traditional needle-turn appliqué the Piece 'O Cake way which produces beautiful results. You'll soon be doing things you ever thought you could do!

Thursdays, Jan 24 & 31

1:00p-3:00p \$30



More Beginning Hand Appliqué

Instructor: Kathryn Wald

Do you want to take your needle-turn appliqué a step further? Add more skills the Piece O' Cake way including circles, off the block and reverse appliqué. You'll be surprised at what you can do!

To get the most from this class, you should have already taken Beginning Hand Appliqué' or have some familiarity with basic needle-turn appliqué.

Tuesdays, Feb 19 & 26

1:00p-3:00p \$30

DON'T FORGET!

A Quilter's Market Gift Certificate is the Perfect Gift - always the right size and always the right color. Available in any amount and gift wrapped, too!



Class Codes



= **Beginner.** No previous quilting experience required.



= **Confident Beginner.** Basic quilting experience necessary, including use of a rotary cutter. Fun for experienced students.



= **Intermediate Level.** Ready for more challenging techniques.

By Machine




Quilting 101

Instructor: Kay Crandall

In this beginner's class you will learn quilting from A to Z as you complete a lap quilt or wall hanging. We will cover ALL aspects of making a quilt from fabric selection, rotary cutting, piecing, sashing, borders and batting, to binding with mitered corners.

Tuesdays, Mar 11, 18, 25 & Apr 8 1:00p-4:00p \$75




Beginning Machine Quilting

Instructor: Linda Powell

Join master machine quilter Linda Powell to learn the basics of machine quilting from proper basting to how to stitch in the ditch, to what needles, thread and batting work best. You'll proceed from there to learn a variety of free-motion techniques that are easy and fun.

Saturdays, Feb 9 & 23 1:00p-4:00p \$40

Saturdays, Mar 8 & 22 1:00p-4:00p \$40



Stained Glass Table Runner

Instructor: Jo Cady-Bull

NEW!

Come try this fun technique for creating beautiful stained glass. Use of fusible interfacing and bias tape make this tablerunner so easy to complete, you might not stop at one!

Wednesday, Feb 27

10:00a-3:00p \$40



French Braid Quilt

Instructor: Kay Crandall

NEW!

French braid quilts are dramatic and much easier to piece than it appears. Learn the cutting and piecing techniques to create this spectacular quilt with a stained glass look. Once you learn the technique the possibilities are endless. Watch out, bet you can't make just one!

Saturdays, Mar 29 & Apr 12

1:00p -4:00p \$40



A Taste of Bargello

Instructor: Susie Weaver

This fast-paced day of color placement, strip set construction and basic Bargello design movement can provide instant rewards and lead to magnificent flowing projects in your quilting future. Susie says it's the most fun of all!

Thursday, Feb 7

9:30a-4:30p \$40



Classes



3-D Bowtie

Instructor: Jean Biddick

NEW!

This one's a cutie! Use lots of fun novelty prints as you learn to make these great Bowtie blocks. Darling for a baby quilt, the folded center of the block adds that extra dimension to a traditional pattern, and your friends will say, "How did you do that?"

Saturday, Mar 1

1:00p -4:00p \$30



Picture Perfect Pet Portraits

Instructor: Sue Bishop

NEW!

Learn the process of creating fabric portraits by capturing your favorite pet or "critter" in cloth. No drawing required! (I promise!) Bring a photo of your pet and we will use a printer and/or computer to create a pattern which will then be fused and machine appliqued. You can choose to create a new background for your project if you desire.

Mondays, Feb 4 & 11

1:00p-4:00p \$40



Picky Piecing

Instructor: Jean Biddick

Do you enjoy piecing but wish your results were just a little bit better? This is your chance to practice and improve your piecing skills! You will work on four Star blocks as you learn to handle different piecing techniques. The blocks can be combined into a wall hanging as shown in the sample or used as the basis for a larger project. Award-winning piecer Jean Biddick will provide lots of tips and specific information that will make your machine piecing more accurate.

Thursday, Apr 17

10:00a-4:00p \$40



Field of Sunflowers Wall Hanging **NEW!**

Instructor: Joanna Strohn

Everyone loves sunflowers! Plant your own garden - you'll love how quickly this spectacular wall hanging blooms. Joanna's tips and tricks and a dash of fusing magic will have you making this project faster and easier than you ever dreamed.

Fridays, Feb 8 & 15

9:30a-1:00p \$40



Strips & Curves

Instructor: Jean Biddick

Strips & Curves quilts are always showstoppers! Make your own stunning quilt in the colors you love using Louisa Smith's method of narrow strips and curved piecing. Jean will teach you how to audition fabric strips to get just the right combination and to sew perfect curves to complete your design.

Thursdays, Feb 21 & Mar 6

1:00p-4:00p \$45



Reversible Quilt

Instructor: Lynda Riell

NEW!

Can't decide on one pattern or color scheme? This reversible quilt is for you! Make all 20 blocks different or repeat a few. You will receive a custom pattern made just for you.

Thursdays, Mar 13 & 20

1:00p-5:00p \$40

Want to see our classes in a calendar format?

Go to our website at www.thequiltersmarket.com and click on "Calendar."



Blending Photos with Fabric

Instructor: Sue Bishop

Do you love taking photos, but don't know what to do with those really special shots of people or places you don't ever want to forget? Turn them into a quilt! You will see a demo showing how easy it is to print on inkjet fabric sheets, then we will explore color choices to make your photos become part of the fabric itself and learn some interesting new framing techniques. Note: some computer knowledge is required for this class.

Tuesdays, Apr 15 & 22

1:00p-3:30p \$35



Scrappy Combo

Instructor: Jean Biddick

NEW!

Are you a fabric lover? Have a big stash? Two different pieced blocks and lots of different fabrics combine to make this wonderful quilt. The lap-sized quilt can easily be expanded into a larger project. Dig into that pile of fabrics and join Jean for this fun project.

Fridays, Mar 21, 28 & Apr 4

9:30a-11:30a \$40



Hats and More Hats

Instructor: Hope Seeley

NEW!

This quilt is full of cheer and joy and a lot of fun to make. It would make a great gift for a little girl or yourself. Picking out the fabric is half the fun. It looks great in 30's fabric, but it would look terrific in any of the great new collections in the shop. Knowledge of machine appliqué is helpful.

Tuesdays, Feb 5 & 12

1:00p-5:00p \$40



Canyon Dance

Instructor: Lynda Luiten

NEW!

Colors and textures dance in this fun quilt! Have fun with a lot of different fabrics and learn an easy way to piece curves in this quick project. Optional piping adds even more texture and interest.

Friday, Apr 11

10:00a-4:00p \$35



4 Ever Friends

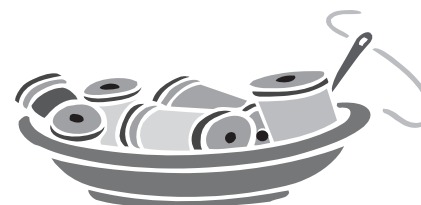
Instructor: Mary Jo Gustafson

NEW!

Learn 'One Stitch' quilting/appliqué while creating a wonderful horse quilt. The appliqué is fused, then each seam is covered with decorative stitching during the quilting process. The horses may be whimsical or very lifelike.

Wednesdays, Jan 30 & Feb 6

9:30a-12:30p \$35





Classes



Beaded Art Quilt

Instructor: Mary Jo Gustafson

NEW!

Color is the focus for making this art quilt. Choose a favorite color for the background to create your mood. Contrast will follow with fabric selection as you construct each block. When the top is complete, scraps used to make fabric beads for cornerstones will provide texture. Simple blocks will come together to make your masterpiece.

Wednesday, Apr 2 10:00a-4:00p \$35



Explorations in Fusing

Instructor: Joanna Strohn

NEW!

Create a quilt that is uniquely yours as you explore the fun of fusing. The entire quilt, including binding, is created by fusing. You will learn to use three types of fusible and several fusing techniques. The design can be enhanced with simple straight stitching or embellished with decorative stitching techniques. Suitable for confident beginners to advanced quilters.

Friday, Feb 1 10:00a-4:00p \$40



Quick as a Wink

Instructor: Susie Weaver

Susie has incorporated many of the cutting, pressing and organizational tips and techniques that she teaches in the 'Little Things' into this fast, simple table runner/placemat combo. In class the emphasis will be on quick cutting of straight grain sashing and borders, pressing, sashing accuracy, organizing the construction process, and bias binding. From fabric pressing to the finished border, the table runner can be done in about 3 hours (6 trips to the machine + borders!) This project also provides a wonderful opportunity to practice your machine quilting and binding skills.

Friday, Feb 22 9:30a-3:30p \$30



Turn a Photo Into a Quilt

Instructor: Mary Jo Gustafson


Use your favorite photo or picture to make a pattern and create a one of a kind quilt. You will learn to make the pattern and how to finish it with complimentary blocks or borders. You may use a greeting card, ad or whatever you choose for the quilt's beginning. The process includes tracing (no drawing skills needed), machine applique and adding borders to complete your quilt. (will need two half days or a full day) C, I

Wednesday, Mar 5 10:00a-4:00p \$35

Project Linus

Did you know that The Quilter's Market is a drop off point for Project Linus?

Their mission is to provide a sense of love, security, warmth and comfort to children who are seriously ill or traumatized, through the gifts of new homemade quilts, blankets and afghans.



Something Different: Embellishments & Special Techniques



EQ6 Class

Instructor: Donata Pfisterer

NEW!

Have you been curious about this amazing computer drawing program from Electric Quilt Company? It's easier than ever to learn. Our beginner's guide will show you just how user-friendly the program is – by the end of class you will have designed your very own quilt, and have the confidence to continue when you get home, where your inspiration and creativity are sure to flourish. Best of all, EQ6 can serve as your virtual design wall, to audition fabrics, block placement, setting options, border sizes, etc. You can see before you sew! Once you "EQ," your computer will become an important tool in your sewing room! Students must have laptop and a personal copy of EQ 6 to take this class.

Fridays, Jan 18 & 25 1:00p-3:00p \$30



Introduction to Hand Dyeing Fabric

Instructor: Donata Pfisterer

Hand-dye fabric in plastic bags! In this workshop you will dye three yards of fabric in a set of colors. The basics of dye chemistry and an introduction to color theory are part of the class. There is an additional supply fee of \$25, which includes teacher-developed instructions, color wheel, use of instructor's dyes, and small bottle of Synthrapol, dust mask, dye chemicals and other miscellaneous supplies. Additional supply list will be provided upon class registration. Don't forget to wear old clothes and shoes!

Thursday, Feb 28 1:00p-4:00p \$20

Plus \$25 for supply kit payable to teacher at 1st class



Not Your Grandmother's Bowls

Back by popular demand! Have scraps? Need a fast gift? Want something fun and easy to prepare for the holidays? Then take some cotton clothesline, wrap it in your favorite fabric and zigzag a stunning decorative accessory. In this beginning class you'll learn how to turn a fat quarter into a beautiful bowl. Bet you can't make just one!

Friday, Mar 7 9:30a-1:30p \$20



Fun With Foil and Paintsticks

Instructor: Donata Pfisterer

Learn all about paint sticks and foiling on fabric. We will be applying foil to fabric with specialty glue and fusibles. Paint sticks will be rubbed, stenciled and much more on fabric. These techniques are easy, fun and permanent. This class is for both traditional and non-traditional quilter and clothing makers.

Fridays, Mar 28 & Apr 4 1:00p-3:00p \$30

Do you need space to baste a quilt?

The large tables in our classroom are available just give us a call at 747-8458 to reserve your spot.



Classes



Quilter's Wallet

Instructor: Kathryn Wald

Have you thought about making a wallet but those pattern directions scare you? Join Kathryn as she guides you through the process with either the Quilter's Wallet or Petite Quilter's Wallet & Checkbook Cover. All the steps are simple and before you know it you will have a one-of-a-kind wallet that you'll enjoy using or giving as a gift. See the samples at the shop!

Wednesday, Mar 19 10:00a-4:00p \$30

Workshops & Demos:

The Skill Builder Series



Skill Builder: Rotary Cutting Basics

Instructor: Jean Biddick

The rotary cutter revolutionized quilt making and eliminated the need to cut squares and triangles one-by-one. Join Jean and learn to use your rotary cutter to its best advantage. Class will be hands-on as you practice cutting the strips, squares and triangles that will make up most pieced patterns.

Saturday, Jan 26 1:00p-3:30p \$20



Skill Builder: Machine Piecing Primer

Instructor: Jean Biddick

There are many details that will help you make beautifully pieced quilt tops. This class is for both beginners and those who want to improve their machine piecing skills. Jean will demonstrate ten (or more!) tips that will enhance your machine piecing.

Saturday, Mar 29 9:30a-11:30a \$20



Skill Builder: Machine Appliqué

Instructor: Jo Cady-Bull

If you love the look of appliqué but are short on time, join Jo as she demonstrates three edge treatments for fast machine appliqué. This class will cover the blanket stitch, zigzag stitch, satin stitch and include Jo's many time-tested tips for beautiful results. You may come with or without your machine but make sure you do have paper & pencil for notes.

Wednesday, Apr 23 9:30a-noon \$20



Skill Builder: Paper Piecing

Instructor: Kay Crandall

Has paper piecing been something you've wanted to try but just haven't gotten around to yet? Have you tried it but just couldn't get the hang of it? In this beginning class you will learn the basics of paper piecing starting with straight lines and working up to points and curves. You will have plenty of time to practice and will go home with several samples and patterns to try at home.

Saturday, Apr 5 1:00p-4:00p \$20



Skill Builder: English Paper Piecing

Instructor: Martha Hirsch

English paper piecing is a traditional hand sewing technique for which no sewing machine is required. This technique makes accuracy easy and your project very portable. A few "tricks of the trade" will help you get the best results. You can use the technique to make an entire quilt or an appliqué accent.

Tuesday, Jan 29 1:00p-3:30p \$20



So What's Your Point?

Instructor: Susie Weaver

NEW!

In this demo Susie will provide information about setting blocks on-point to give them a completely different look (and size). She will help simplify the sometimes confusing math that goes with this particular quilt design layout. This class can open your quilt world to a multitude of new possibilities . . . just what the doctor ordered . . . more possibilities!!!! Bring your own blocks for some design fun and games.

Thursday, Mar 27 9:30a-12:30p \$20



Skill Builder: Stuck on Fusibles?

Instructor: Joanna Strohn

Confused by all the fusibles available? Then this class is for you! Learn about fusibles and how to use them. Most importantly, learn which fusible to use when. Learn two fused bindings. You will have the opportunity to practice with various fusibles while you make a take-home sampler.

Friday, Feb 29 9:30a-12:30p \$20



Skill Builder: Math Basics for Quilters **NEW!**

Instructor: Jean Biddick

Now that you're quilting, do you wish you had paid closer attention in math class? Quilters need to know how to figure yardage for backs, borders and bindings and how to figure yardage for the pieces that make up the quilt top. Quilters need to know how big to cut the pieces for squares, triangles and other shapes. Don't be afraid of the math - knowing some basics can make these computations a lot easier! Join ex-math teacher Jean Biddick and learn the basics of "Quilter's Math."

Thursday, Feb 14 1:00p-3:00p \$20



Skill Builder: Piping Hot!

Instructor: Lynda Luiten

Piping can add a whole new dimension to a quilt top, and really isn't that difficult to do. Learn how to make a basic straight piping and the newest trend - curved piping. This hot new look is 'way cool!

Thursday, Apr 24 9:30a-12:30p \$20



Skill Builder: Beautiful Borders

Instructor: Jean Biddick

The right border can make the quilt! Learn about different border styles and how to add them to your quilt. Some topics covered will be: figuring yardage, measuring for a perfect fit, pieced borders, mitered corners and multiple borders.

Thursday, Apr 10 9:30a-11:30a \$20

Feeling a little unsure of your quilting skills?

Check out our SkillBuilders workshops; they're an inexpensive and fun way to get the knowledge you need!



Classes



Skill Builder: The Finish Line – Binding

Instructor: Susie Weaver

A nicely done binding is the finishing touch to any quilt, but strikes fear in the heart of many quilters. Learn some easy techniques that will help you make straight, even binding with perfect mitered corners that will be the perfect frame to your project.

Thursday, Feb 14 9:30a-12:30p \$20



Skill Builder: Little Things

Instructor: Susie Weaver

Sometimes the "little things" can make a big difference! This demonstration workshop covers fabric preparation, tools & equipment, rotary skill improvement, better sewing habits, pressing techniques, freezer paper stress-reducing tips, border applications, and finishing. Susie provides lots of information and does a number of specific demonstrations aimed at making quilting less stressful and more fun by doing a few simple 'little things' differently. Everyone needs to bring their rotary cutters, problem blocks, bad habits and questions.

Saturday, Jan 19 noon-4:00p \$20



Skill Builder: Big Things

Instructor: Susie Weaver

In this demo Susie provides information and demonstrates basic techniques for finishing your projects, including the "three B's:" borders, binding and blocking. Come with your questions!

Thursday, Apr 3 9:30a-1:30p \$20



Skill Builder: Get Comfy with Color **NEW!**

Instructor: Joanna Strohn

Learn to choose colors confidently. This class will dispel the mystery of color as you have fun creating an easy-to-make color wheel. No sewing required--just your curiosity about color.

Friday, Mar 21 1:00p-4:00p \$20

Don't forget, YOU are a member of The Quilter's Market Birthday Club!

All you have to do is come by on your birthday and receive a percent discount equal to one-half your age on your entire purchase (excluding classes & previously discounted items and limited to stock on hand).

It's like your own private sale and a great reason to celebrate getting older!

Just one rule: you MUST come in on your birthday with proof of your age and birthday. If your birthday falls on a day that we are closed you may take your birthday discount on the next business day.

Also, just a note: we LOVE celebrating your birthday with you, and ask your cooperation in keeping with the spirit of the Birthday Club so that we can continue to offer it: please limit your purchases to those for yourself only (we know your friends enjoy celebrating with you, but they can come in on THEIR birthdays!)



Class Registration Policies

Students will receive a 10 % discount on class supplies purchased at The Quilter's Market. We will make every effort to have supplies needed available, but in most cases it is best to not wait until the day of class to purchase your supplies.

Please note: It is your responsibility to remind us at checkout that you are purchasing class supplies; we are unable to honor class discounts after the sale is rung up.

Payment in full for registration fee must be made at time of sign-up. Registration fee does not, in most cases, include cost of supplies.

A full refund will be made for student cancellations prior to 7 days before the start of class.

The Quilter's Market offers a no-cancellation policy; all classes scheduled will be offered.

KID'S CLASSES



Kids Basic Sew

Instructors: Kitty Fleming & Susan Brown

This is a wonderful class for anyone who wants to learn how to sew or as a refresher basic class. We will work with the book, "Sewing Machine Fun." The book has pages of puzzles, games, tips, and lots of projects to try.

Sunday, Jan 27 12:30p-3:30p \$22

Plus \$10 supply fee payable to teacher at 1st class



Kids Terry's Tote **NEW!**

Instructors: Kitty Fleming & Susan Brown

3 fat quarters, 3 hours and a few time saving tips and you can show off your style with this cute tote bag. It's the perfect purse alternative for yourself or a wonderful Valentines gift for someone you love.

Sunday, Feb 3 12:30p-3:30p \$22



Kids Triple Express Runner **NEW!**

Instructors: Kitty Fleming & Susan Brown

Create a colorful focal point in your bedroom with this adorable table runner. We will do a fusible binding on this project so it can be completed in 3 hours.

Sunday, Mar 2 12:30p-3:30p \$22



Kids Between Friends Quilt Camp **NEW!**

Instructors: Kitty Fleming & Susan Brown

Bold and bright or soft and mellow! After you pick out 7 fat quarters and 1 contrast color this quilt will go together very quickly. We plan to get the tops finished and if time allows we will back, quilt and bind these very cute quilts.

Sundays, Mar 30 & Apr 6, 13, 27 12:30p-3:30p \$85

Presorted Standard
US POSTAGE PAID
Tucson, AZ
Permit #2216



7601 E. Speedway Blvd.
Tucson, AZ 85710
(between Kolb & Pantano)
(520) 74-QUILT (747-8458)

www.thequiltersmarket.com

HOURS

9:00a-5:30p Monday-Friday
9:00a-5:00p Saturday
11:00a-4:00p Sunday

Closed

Monday, December 31
Inventory & New Year's Eve

Tuesday, January 1
New Year's Day

Sunday, March 23
Easter Sunday



Road Trip!

Join Lynda & Bonnie for a fun-filled day as we hit the road to the Arizona

Quilter's Guild Quilt Show

Friday, March 14... 7:00a-6:00p

We'll attend the show and visit wonderful Zoe's Trunk Quilt Shop before heading back to Tucson. Enjoy a day full of beautiful quilts and shopping – and let us handle the driving and details!

Quilt Fiesta!

**Don't miss the Tucson Quilter's Guild
30th annual show - Quilt Fiesta!**

**Hundreds of Stunning Quilts
Demonstrations & Displays
Vendors**

**January 11-13, 2008
Tucson Convention Center**

www.tucsonquiltersguild.com/quiltshow.htm

